CORNERSTONE
Presbyterian Church

How to Make a Reservation for Worship

1. Go to our event page on Eventbrite by using this link or clicking on the box on the home screen of our website: (www.cornerstonechurchofjackson.org)
2. Select the worship service you would like to attend
3. Click “Register”

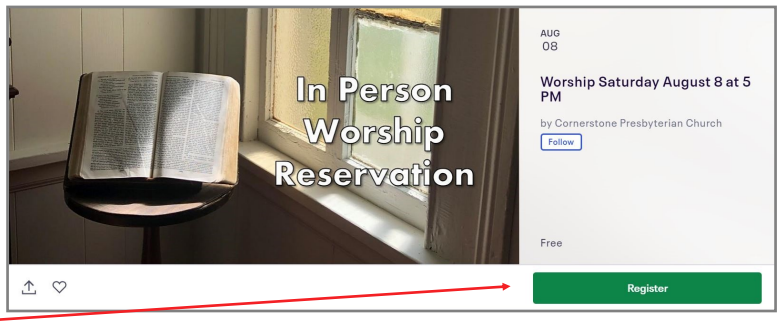

4. Select number of tickets in the drop down menu
5. Click “Buy On Map” to select seat(s)

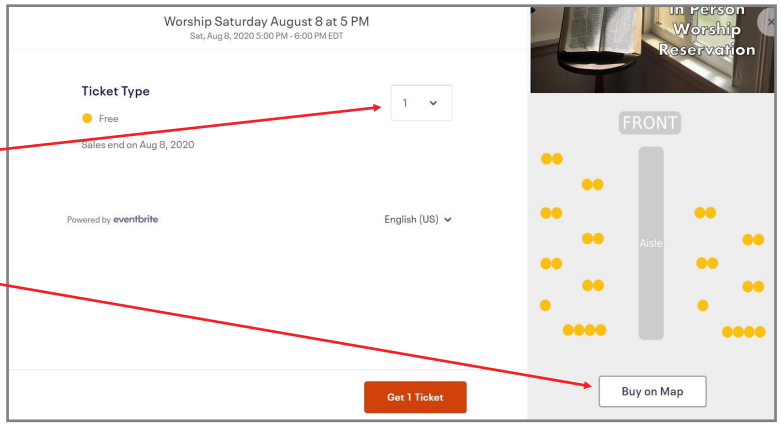

6. Select your seat(s) by clicking a yellow circle on the map (you can click again to deselect). You may need to click the +/- symbols to zoom in and out.
7. Click “Checkout”

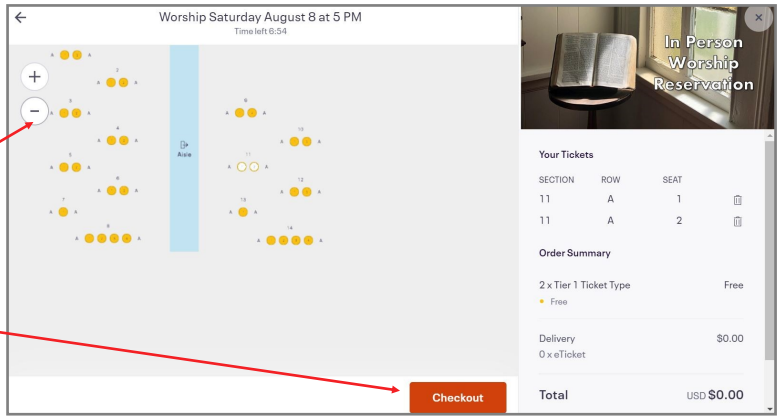
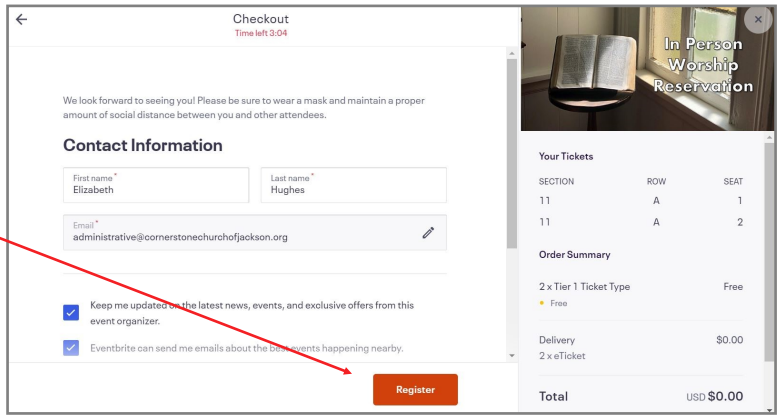
8. Enter your contact information including name and email address.
9. Click “Register” and that’s it!
10. Please contact us if you have any questions! Email: administrative@cornerstonechurchofjackson.org or call 732-580-3137.